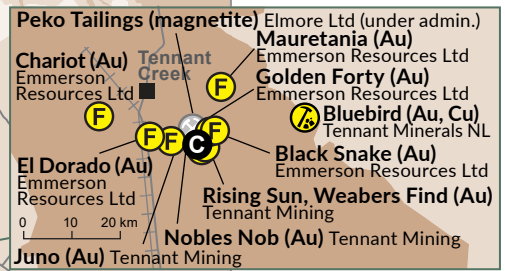
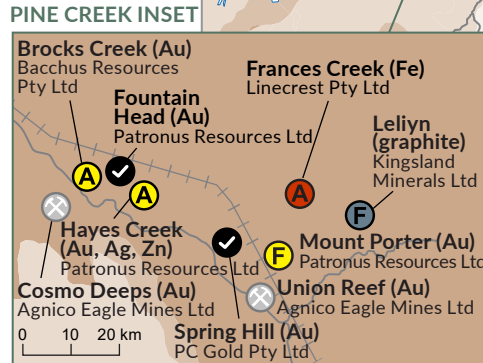
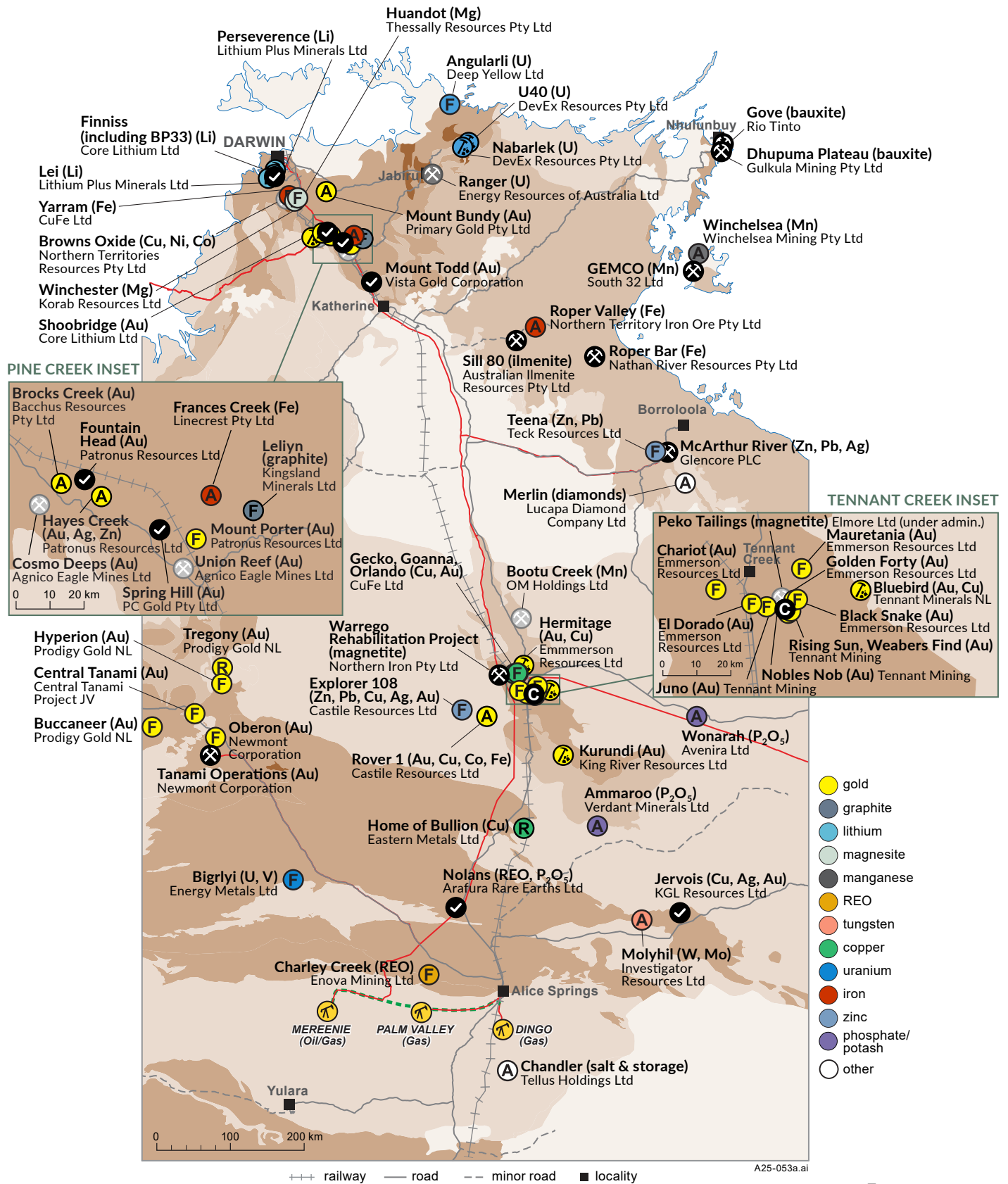


RESOURCING THE TERRITORY

Northern Territory major mines and projects



- gold
- graphite
- lithium
- magnesite
- manganese
- REO
- tungsten
- copper
- uranium
- iron
- zinc
- phosphate/potash
- other

+++ railway — road - - - minor road ■ locality

A25-053a.ai

- | | | | | | | |
|---|---|---|---|---|---|--|
| Mesozoic-Cenozoic | Neoproterozoic-Palaeozoic | Palaeo-Mesoproterozoic basins | Palaeo-Mesoproterozoic orogens | Archaean | ⚡ producing oil/gas field | — gas pipeline |
| operating mine | care & maintenance | under rehabilitation | under construction | approvals in place | in approvals process | under feasibility |
| JORC resource | prospect | gas pipeline | oil pipeline - suspended | | | |

February 2025

Operating mines

Commodity	Name	Annual production	Resource	Company	Website
Bauxite	Gove	11.6 Mt bauxite (2023)	67.4 Mt @ 49.7% Al ₂ O ₃	Rio Tinto	riotinto.com
	Dhupuma Plateau	Average production rate of 0.7–0.8 million tonnes per annum	JORC resource not publicly announced	Gulkula Mining Pty Ltd	gulkula.com
Gold	Tanami Operations	13.9 t Au (490,000 ounces Au) (2023–24)	87.9 Mt @ 3.5 g/t Au	Newmont Corporation	newmont.com
Ilmenite	Sill 80	31 100 t ilmenite (2023–24)	144.3 Mt @ 5% ilmenite	Australian Ilmenite Resources Pty Ltd	ilmenite.com.au
Iron Ore	Roper Bar	Re-commenced	279 Mt @ 41.5% Fe incl. 28 Mt DSO @ 59.4 % Fe	Nathan River Resources Pty Ltd	
Magnetite	Warrego Rehabilitation Project	1.2 Mtpa magnetite concentrate (wet tonnes)	9.11 Mt @ 35% Fe, 0.21% Cu, 0.48 ppm Au	Northern Iron Pty Ltd	northern-iron.com.au
Manganese	GEMCO	3.9 Mt Mn concentrate (2023–24)	126 Mt @ 43.5% Mn (ROM) and 12 Mt @ 19.8% Mn (Sands)	South 32 Ltd	south32.net
Zinc, lead, silver	McArthur River	262 200 t Zn 50,400 t Pb, 1.292 Moz Ag (2023)	140 Mt @ 9.81% Zn, 4.42% Pb, 44.9 g/t Ag	Glencore PLC	mcarthurrivermine.com.au

Developing projects In construction

Commodity	Name	Resource	Company	Website
Gold	Nobles Nob	14.1 Mt @ 2.83 g/t Au for contained 1.29 Moz Au (incl. Tennant Mining/Emmerson Resources Strategic Alliance)	Tennant Mining (Tennant Consolidated Mining Group Pty Ltd)	tennantmining.com.au

Approvals in place

Commodity	Name	Resource	Company	Website
Copper, Silver, Gold	Jervois	27.45 Mt @ 1.87% Cu, 25.3 g/t Ag, 0.24 g/t Au	KGL Resources Ltd	kgresources.com.au
	Spring Hill	25.6 Mt @ 1.00 g/t Au (0.5 g/t Au cutoff)	PC Gold Pty Ltd	pcgold.com.au
	Mount Todd	364.4 Mt @ 0.81 g/t Au	Vista Gold Corporation	vistagold.com
Gold	Fountain Head	2 Mt @ 1.5 g/t Au (Fountain Head) 2.1 Mt @ 1.2 g/t Au (Glencoe) 94 kt @ 2 g/t Au (Tally Ho)	Patronus Resources Ltd	patronusresources.com.au
	BP33 (Finniss)	10.5 Mt @ 1.53% Li ₂ O	Core Lithium Ltd	corelithium.com.au
Rare Earth Elements, Phosphate	Nolans	56 Mt @ 2.6% REO, 11% P ₂ O ₅	Arafura Rare Earths Ltd	arultd.com

In approvals process

Commodity	Name	Resource	Company	Website
Diamonds	Merlin	27.8 Mt @ 0.16 ct/t diamonds	Lucapa Diamond Company Ltd	luca.com.au
Gold	Brocks Creek	4.2 Mt @ 0.75 g/t Au (Woolwonga Mineralised Waste) 10.9 Mt @ 0.9 g/t Au (Woolwonga Hard Rock) 20.1 Mt @ 0.9 g/t Au (Brocks Creek Hard Rock) excludes Rising Tide and Zappopan Deposits	Bacchus Resources Pty Ltd	
	Mount Bundy	109 Mt @ 0.9 g/t Au (Rustlers & Quest OP) 1.1 Mt @ 8.9 g/t Au (Toms Gully UG)	Primary Gold Pty Ltd	
Gold, Copper, Cobalt, Magnetite	Rover 1	5.58 Mt @ 1.76 g/t Au, 1.49% Cu, 0.07% Co, 23.2% magnetite	Castile Resources Ltd	castile.com.au
Gold, Silver, Zinc	Hayes Creek	4.1 Mt @ 4.35% Zn, 1.81 g/t Au, 124 g/t Ag, 0.91% Pb and 0.25% Cu	Patronus Resources Ltd	patronusresources.com.au
	Frances Creek	23 Mt @ 53% Fe	Linecrest Pty Ltd	
Iron Ore	Roper Valley	529.3 Mt @ 42.9% Fe incl. 41.1 Mt @ 57.8% Fe	Northern Territory Iron Ore Pty Ltd	
Manganese	Winchelsea	18.9 Mt @ 24.0 % Mn (From Draft EIS)	Winchelsea Mining Pty Ltd	wmining.com.au
	Wonarah	66 Mt @ 30% P ₂ O ₅ (27% cut-off); 812 Mt @ 18.1% P ₂ O ₅ (15% cut-off)	Avenira Ltd	avenira.com
Phosphate	Ammaroo	1145 Mt @ 14% P ₂ O ₅ (10% cut-off); 338 Mt @ 18% P ₂ O ₅ (15% cut-off)	Verdant Minerals Pty Ltd	verdantminerals.com.au
Salt & storage	Chandler	309 Mt halite (NaCl)	Tellus Holdings Ltd	tellusholdings.com
Tungsten, Molybdenum	Molyhil	4.65 Mt @ 0.26% WO ₃ , 0.09% Mo	Investigator Resources Ltd	investres.com.au

Under feasibility

Commodity	Name	Resource	Company	Website	
Copper	Gecko	1.48 Mt @ 2.5% Cu			
Copper, Gold	Goanna	2.92 Mt @ 1.84% Cu, 0.17 g/t Au	CuFe Ltd	cufe.com.au	
	Orlando	5.95 Mt @ 1.16% Cu, 1.5 g/t Au			
Gold	White Devil	3.6 Mt @ 4.2 g/t Au	Emmerson Resources Ltd (incl. Tennant Mining/Emmerson Resources Strategic Alliance)	emmersonresources.com.au	
	Chariot	0.56 Mt @ 7.8 g/t Au			
	Mauretania	0.26 Mt @ 3.5 g/t Au			
	Black Snake	0.08 Mt @ 1.74 g/t Au			
	Eldorado	0.445 Mt @ 4.9 g/t Au			
	Golden Forty	0.935 Mt @ 4.5 g/t Au			
	Rising Sun and Weabers Find	Not publicly available			
	Juno	1.3 Mt @ 4.4 g/t Au			
Gold	Central Tanami Project	13.4 Mt @ 3 g/t Au	Central Tanami Project JV	nsrld.com	
	Oberon	4.45 Mt @ 2.9 g/t Au	Newmont Corporation	newmont.com	
	Buccaneer	9.2 Mt @ 1.2 g/t Au	Prodigy Gold NL	prodigygold.com.au	
	Hyperion	8.64 Mt @ 1.5 g/t Au			
	Mount Porter	0.68 Mt @ 2.2 g/t Au			
	Graphite	Leliyn	194.6 Mt @ 7.3% total graphitic carbon	Kingsland Minerals Ltd	kingslandminerals.com.au/projects
	Iron Ore	Yarram	12.7 Mt at 55.4% Fe	CuFe Ltd	cufe.com.au
Lithium	Lei	4.09 Mt @ 1.43 % Li ₂ O	Lithium Plus Minerals Ltd	lithiumplus.com.au/investor-centre	
Magnesite	Huandot	9.1 Mt @ 44.3% MgO	Thesally Resources Pty Ltd	thesally.com.au	
Rare Earth Elements	Winchester	16.6 Mt @ 43.2% MgO	Korab Resources Ltd	korabresources.com.au	
	Charley Creek	805 Mt @ 0.029% REO and 0.05% zircon	Enova Mining Ltd	enovamining.com	
Uranium	Angularli	1.37 Mt @ 1.09% U ₃ O ₈	Deep Yellow Ltd	deepyellow.com.au	
	Biglyi	6.32 Mt @ 0.153% U ₃ O ₈ 0.096% V ₂ O ₅	Energy Metals Ltd	energymetals.net	
Zinc, lead	Teena	58 Mt @ 11.1% Zn, 1.6% Pb	Teck Resources Ltd	teck.com	
Zinc, Lead, Copper, Silver, Gold	Explorer 108	11.9 Mt @ 3.2% Zn, 2.0% Pb, 11.1 g/t Ag	Castile Resources Ltd	castile.com.au	